


# SW 230

LIGHTING SYSTEM FOR MAINS VOLTAGE HALOGEN LAMPS



TRACK SYSTEM  
CEILING LAMPS  
WALL LAMPS

GLOBAL  
SOLUTIONS IN LIGHT



SW230 is an elegantly formed high voltage system with one circuit, based on the principle conductors lying from the inside in an aluminium profile. The opened lower surface of the rail can be locked surely by covers between the lights. The adapters of the lights are pushed and fixed without tool into the rail. Various possibilities for the arrangement result from use of numerous connectors. Additionally these interconnect points can be used also as individual current connection with electricity mains.

1 phases track system 230/240 V, 10 ampere, aluminium profile, titanium silver matt, for straight and diagonal ceilings suitably. Not bendable.

The system is free to plan and can be installed at the wall as well as at straight or diagonal ceilings. The power connection should be accomplished by a specialist.

The rail can be cut arbitrarily at each position. The fastening parts are pushed before the assembly into a longitudinal groove and connected in a second step with the belonging fastener part at the ceiling.



## Track, shortenable, 10 ampere

L 1000 mm **4-0010**  
L 1500 mm **4-0015**  
L 2000 mm **4-0020**  
Height 20/ Width 23 mm



## Cover

Plastic, titanium silver matt  
L 1000mm, shortenable  
**4-0210**



## Universal mount 1

with axle joint fastener, inclusive cover plate  
metal, silver matt  
L 28 / D 10 mm  
plate H 3 / D 20 mm  
**4-0103**



## Universal mount 2

with axle joint fastener, inclusive cover plate  
Distance can be adjusted  
metal, silver matt  
L 78 / D 10 mm  
**4-0107**

## End Piece

Plastic, silver matt  
L 50 / B 24 / H 26 mm  
**4-0165**



## End Cap

Plastic, silver matt  
L 2 mm  
**4-0160**



## Ceiling Suspension Universal


with axle joint fastener, inclusive cover plate  
for diagonal ceilings, fastener adjustable, metal, silver matt  
ceiling fastener L 57 / D 10 mm  
steel rope L 1000mm, shortenable  
Special lengths on request  
**4-0100**



## SEILABHÄNGUNG

Ceiling Suspension  
For horizontal mounting at the ceiling, inclusive cover plate, metal, silver matt  
ceiling fastener L 35 / D 10 mm  
steel rope L 1000mm, shortenable  
**4-0101**





### End power Feed

Plug-in, inclusive power supply cable, transparent, L 500 mm  
L 50 / B 24 / H 26 mm

**4-0130**

### Corner Power Feed

Plug-in for 2 tracks, 90° inclusive power supply cable, transparent  
L 500 mm  
L 50 / B 50 / H 26 mm

**4-0116**

### Cross-Mid-Span Power Feed

Plug-in for 4 tracks, 90° inclusive power supply cable, transparent,  
L 500 mm  
L 75 / B 75 / H 26 mm

**4-0181**

### T Mid Span Power Feed

Plug-in for 3 tracks, 90° inclusive power supply cable, transparent  
L 500 mm  
L 75 / B 50 / H 26 mm

**4-0151**

### Mid Span Power Feed

Plug-in for 2 tracks, 180° inclusive power supply cable, transparent  
L 500 mm  
L 76 / B 24 / H 26 mm

**4-0140**

### Power connection Box








Cover box with spreader tube, for covered power supply cable, L 100 / D 20 mm  
Box D 70 / H 30 mm

**4-2004**

### Power Supply Cable

Feeder cable round, transparent  
3 x 0,75 qmm, by meter

**4-2003**



### Connector flexible

Plug-in for 2 tracks, angle 0-180° flexible hose, plastic, silver  
L 175 mm, effective length

**4-0120**

### Connector 90

Plug-in for 2 tracks, 90°  
L 50 / B 50 / H 26 mm

**4-0115**

### Cross Connector

Plug-in for 4 tracks, 90°  
L 75 / B 75 / H 26 mm

**4-0180**

### T-Connector

Plug-in for 3 tracks, 90°  
L 75 / B 50 / H 26 mm

**4-0150**

### In-Line Iso Connector

Plug-in for 2 tracks, 180°  
L 76 / B 24 / H 26 mm

**4-0175**

### In-Line Connector

Plug-in for 2 tracks, 180°, not visibly  
80 mm


**4-0170**

MOUNTING





Mounting box surface  
titanium silver  
D 55 / 20 mm  
Metal housing  
Class 1



Mounting Box Recessed  
titanium silver  
D 70 / 0,5 mm  
Cutout Ceiling 65 mm  
Space requirement 30mm  
Metal housing  
Class 1



SW230 single spotlight range offers a broad spectrum of applications. Each element can be used with a track adaptor, a surface mounting box or a recessed mount plate in class 1. The spotlights can be swivelled vertically up to 89° and horizontally though 359°. All decorative white screens are heat resistant thin fibre optic material. The screens are put simply together, they are colorfast and easy to maintain.



## DEVLIN

Spotlight, metal, silver mat  
Turnable, swivelling  
GZ 10, 230-240 V  
QPAR-CB16, max. 50 W  
Distance to the track 70 mm  
Housing L 50 / D 43 mm

**3-0100** track adaptor

**3-2100** surface mounted

**3-1100** recessed mounted  
on request

**3-0207** Antidazzle Ring




## DUFFY with decorative screen

Spotlight, metal, silver mat  
Turnable, swivelling  
GZ 10, 230-240 V  
QPAR-CB16, max. 50 W  
Distance to the track 70 mm  
Housing L 50 / D 43 mm  
screen L 160 / B 65 / H 60 mm

**3-0145** track adaptor

**3-2145** surface mounted

**3-1145** recessed mounted



## BONNY with decorative screen

Spotlight, metal, silver mat  
Turnable, swivelling  
GZ 10, 230-240 V  
QPAR-CB16, max. 50 W  
Distance to the track 70 mm  
Housing L 50 / D 43 mm  
screen L 180 / B 65 / H 60 mm

**3-0160** track adaptor

**3-2160** surface mounted

**3-1160** recessed mounted

## SULLIVAN 75

Spotlight, metal, silver mat  
Turnable, swivelling  
GZ 10, 230-240 V  
QPAR 20-30, 50-75 W  
Distance to the track 70 mm  
Housing L 40 / D 40 mm

**3-0201** track adaptor

**3-2201** surface mounted

**3-1201** recessed mounted



## SULLIVAN with Antidazzle Ring

Spotlight, metal, silver mat  
Turnable, swivelling  
GZ 10, 230-240 V  
QPAR-CB16, max. 50 W  
Distance to the track 70 mm  
Housing L 40 / D 40 mm

**3-0217** track adaptor

**3-2217** surface mounted

**3-1217** recessed mounted



## SULLIVAN

Spotlight, metal, silver mat  
Turnable, swivelling  
GZ 10, 230-240 V  
QPAR-CB16, max. 50 W  
Distance to the track 70 mm  
Housing L 40 / D 40 mm

**3-0200** track adaptor

**3-2200** surface mounted

**3-1200** recessed mounted



## LACY with decorative screen

Spotlight, metal, silver mat  
Turnable, swivelling  
GZ 10, 230-240 V  
QPAR-CB16, max. 50 W  
Distance to the track 70 mm  
Housing L 40 / D 40 mm  
screen L 110 / B 65 / H 70 mm

**3-0210** track adaptor

**3-2210** surface mounted

**3-1210** recessed mounted



## MALONE mit Glass Ring

Spotlight, metal, silver mat  
Turnable, swivelling  
GZ 10, 230-240 V  
QPAR-CB16, max. 50 W  
Distance to the track 70 mm  
Housing L 40 / D 40 mm  
Glass ring white frosted  
D 75 / H 30 mm

**3-0220** System

**3-2220** Aufbau

**3-1220** Einbau





## COLETTA

Glass body white mat  
G9 / QT 14 / max. 60 W  
D 66 / H 88 mm

**3-0080** track adaptor

**3-3080** surface mounted quadratic

**3-2080** surface mounted round

**3-1080** recessed mounted round



## LANA

Glass body white mat  
G9 / QT 14 / max. 60 W  
D 56 / H 92 mm

**3-0070** track adaptor

**3-3070** surface mounted quadratic

**3-2070** surface mounted round

**3-1070** recessed mounted round



## DANA

Glass body white mat  
G9 / QT 14 / max. 60 W  
D 80 / H 90 mm

**3-0022** track adaptor

**3-3022** surface mounted quadratic

**3-2022** surface mounted round

**3-1022** recessed mounted round



## FINN

Glass body white mat  
G9 / QT 14 / max. 60 W  
D 86 / H 70 mm

**3-0021** track adaptor

**3-3021** surface mounted quadratic

**3-2021** surface mounted round

**3-1021** recessed mounted round



## LORA

Glass body white mat  
G9 / QT 14 / max. 60 W  
D 80 / H 70 mm

**3-0062** track adaptor

**3-3062** surface mounted quadratic

**3-2062** surface mounted round

**3-1062** recessed mounted round



## LORA

Glass body orange mat  
G9 / QT 14 / max. 60 W  
D 80 / H 70 mm

**3-0063** track adaptor


**3-3063** surface mounted quadratic

**3-2063** surface mounted round

**3-1063** recessed mounted round



Pendant lamps with bifilar cable,  
transparent, L 1000 mm  
can be shorten inside system adaptor or in the  
housing.  
**3-00XX**



Surface mounted housing, quadratic L+B 80 / H 25 mm  
Polished and chrome plated,  
class 1  
**3-30XX**



Surface mounted housing, round  
D 55 / H 20 mm  
silver mat  
class 1  
**3-20XX**



Recessed mounted plate, round  
D 70 / H 0,5 mm  
silver mat, class 1  
Cutout Ceiling 65 mm  
Space requirement 30mm  
**3-10XX**

Surface mounted Housing  
Cable Lift  
Housing plastic, silver  
Class 1  
L 95 / B 60 / H 85 mm  
Adjustable until 45 mm  
to ceiling.  
**3-90XX**



## RINA

pressed glass lacquered  
décor-rim blue G9 / QT 14 /  
max. 60 W D 90 / H 95 mm

**3-9014** cable lift

**3-0014** track adaptor

**3-3014** surface mounted quadratic

**3-2014** surface mounted round

**3-1014** recessed mounted round



## NORA

Glass body white mat  
G9 / QT 14 / max. 60 W  
D 98 / H 120 mm

**3-0032** track adaptor

**3-3032** surface mounted q

**3-2032** surface mounted r

**3-1032** recessed mounted r

## LORA

Glassschirm weiß matt  
G9 / QT 14 / max. 60 W  
D 100 / H 84 mm

**3-0067** track adaptor

**3-3067** surface mounted q

**3-2067** surface mounted r

**3-1067** recessed mounted r



## MUNA

double glas, transp./ white  
G9 / QT 14 / max. 60 W  
D 75 / H 110 mm

**3-9042** cable lift

**3-0042** track adaptor

**3-3042** surface mounted quadratic

**3-2042** surface mounted round

**3-1042** recessed mounted round



**CLARA** - see pricelist  
double glas, transp./ white  
inside glass LANA

## CRON

double glas, turquoise transpa-  
rent./ white  
G 9 / QT 14 / max. 60 W  
D 100 / H 105 mm

**3-9052** cable lift

**3-0052** track adaptor

**3-3052** surface mounted quadratic


**3-2052** surface mounted round

**3-1052** recessed mounted round



**LUNA** - see pricelist  
double glas, transp./ white  
inside glass LANA

- Wall lamps
- Ceiling lamps
- Track lamps



Lighting fixtures for general lighting with universal joint, can be swivelled vertically up to 89° and horizontally though 359. Metal housing, class 1




Surface mounted housing, quadratic  
L+B 80 / H 25 mm  
Polished and chrome plated



Surface mounted housing, round  
D 55 / H 20 mm  
silver mat



Recessed mounted plate, round  
D 70 / H 0,5 mm  
silver mat  
Cutout Ceiling 65 mm  
Space requirement 30mm  
Distance until middle of glass body 40mm.



### COLETTA

Glass body white mat  
G9 / QT 14 / max. 60 W  
D 66 / H 88 mm




**3-0380** track adaptor

**3-3380** surface mounted quadratic

**3-2380** surface mounted round

**3-1380** recessed mounted round



### LORA

Glass body white mat  
G9 / QT 14 / max. 60 W  
D 80 / H 70 mm





**3-0322** System

**3-3322** Aufbau Q

**3-2322** Aufbau R

**3-1322** Einbau R (nur Decke)



### LANA

Glass body white mat  
G9 / QT 14 / max. 60 W  
D 56 / H 92 mm



**3-0370** track adaptor

**3-3370** surface mounted quadratic

**3-2370** surface mounted round

**3-1370** recessed mounted round



### LORA

Glass body orange  
G9 / QT 14 / max. 60 W  
D 80 / H 70 mm




**3-0323** track adaptor

**3-3323** surface mounted quadratic

**3-2323** surface mounted round

**3-1323** recessed mounted round o.C.  
(only ceiling)



### FINN

Glass body white mat  
cross line structure,  
G9 / QT 14 / max. 60 W  
D 86 / H 70 mm




**3-0350** track adaptor

**3-3350** surface mounted quadratic

**3-2350** surface mounted round

**3-1350** recessed mounted round o.C.  
(only ceiling)



### NORA

Glass body white mat  
G9 / QT 14 / max. 60 W  
D 98 / H 120 mm





**3-0332** track adaptor

**3-3332** surface mounted quadratic

**3-2332** surface mounted round

**3-1332** recessed mounted round o.C.  
(only ceiling)



### MEL

Glass body white mat  
cross line structure,  
G9 / QT 14 / max. 60 W  
D 80 / H 90 mm




**3-0360** track adaptor

**3-3360** surface mounted quadratic

**3-2360** surface mounted round

**3-1360** recessed mounted round o.C.  
(only ceiling)



### LORA

Glass body white mat  
G9 / QT 14 / max. 60 W  
D 100 / H 84 mm



**3-0327** track adaptor

**3-3327** surface mounted quadratic

**3-2327** surface mounted round

**3-1327** recessed mounted round o.C.  
(only ceiling)





# Workplace lighting

# SW 230

## OFFICE

Workplace lighting and ambient general lighting with track adaptor or as a single lamp for wall and ceiling mount. Universal joint, can be swivelled vertically up to 89° and horizontally though 359°.



### ZERO-UP

Flood light, designed for track system SW 230, Metal profil, ambient diffuser glass matt, G9/QR 14 / max.40 W  
L 170 / D 34 mm,  
Distance to track 70 mm

**3-0425** track adaptor

**3-2425** surface mounted round

### ZERO-DOWN



**3-0420** track adaptor

**3-2420** surface mounted round



### SLANY 13

2 track system adaptors, silver mat  
Distance to track 80 mm, can be swivelled vertically up to 89°, cover polycarbonate opal, 13 W / T5, L 785 / D34 mm

**3-0510** 2 adaptors for system


**3-2510** 2 adaptors for surface mounted housing round

**3-1510** 2 adaptors for recessed mounted plate round



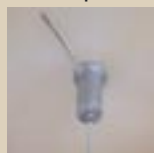
### SLANY 21

1 System adaptor, 2 ceiling points,  
Steel cable 1500 mm, steplessly adjustable, transparent power feed cable, titanium silver, cover polycarbonate opal  
21 W / T5, L 1120 / D34 mm



with system adaptor

**3-0521**



### SLANY 21 single lamp

1 ceiling connection box, 1 ceiling point, steel cable 1500 mm, steplessly adjustable, transparent power feed cable, titanium silver, cover polycarbonate opal,  
21 W / T5, L 1120 / D34 mm

**3-2521** surface mounted round

**3-1521** recessed mounted round



# SW 230

A global lighting concept for all demands in modern living

